

# CERTIFICATE OF ANALYSIS

**PRODUCT NAME:** Certified Organic Full Spectrum CBD Massage Oil  
**PRODUCT STRENGTH:** 500mg  
**TINCTURE BATCH:** 230927A  
**BEST BY DATE:** 9/27/2025

### Physical Attributes

Test	Method	Specification	Results
Color	Internal	Golden to Amber	PASS
Odor	Internal	Characteristic - Olive and Hemp	PASS
Appearance	Internal	Golden to Amber oil in brown glass bottle with pump.	PASS
Primary Package Eval.	Internal	Container clean and free of filth. Container caps tight and shrink bands intact	PASS
Secondary Package Eval.	Internal	Labeling Compliance Checked, Cartons sturdy and clean. Sufficient cushion material exists. Box taped and secure.	PASS

### Review of Third-Party Analysis

Panel	Method	Specification	Results*	Pass/Fail
<b>Potency - Total CBD</b>	HPLC-UV DAD	LOQ*: ≥ product strength mg / bottle	<b>538mg</b>	PASS
<b>Potency - D9-THC</b>	HPLC-UV DAD	LOQ: <0.3% total THC (Full spectrum)	<b>15mg</b>	PASS
<b>Expanded Pesticide Panel</b>	HPLC-QQQ	LOQ: Complies with CDPHE 6 CCR 1010-21 Industrial Hemp Extract	<b>Below LOQ</b>	PASS
<b>Microbial</b> Escherichia coli (STEC)	PCR	Complies with CDPHE 6 CCR 1010-21 - LOQ 1 CFU/25 gram**	<b>Absent</b>	PASS
<b>Microbial</b> Salmonella	PCR	Complies with CDPHE 6 CCR 1010-21 - LOQ 1 CFU/25 gram	<b>Absent</b>	PASS
<b>Microbial</b> Yeast and Mold	Culture Plating	Complies with CDPHE 6 CCR 1010-21 - LOQ 10 <sup>2</sup> CFU/gram	<b>Below LOQ</b>	PASS
<b>Microbial</b> Total Coliforms	Culture Plating	Complies with CDPHE 6 CCR 1010-21 - LOQ 10 <sup>2</sup> CFU/gram	<b>Below LOQ</b>	PASS
<b>Microbial</b> Total Aerobic Count	Culture Plating	Complies with CDPHE 6 CCR 1010-21 - LOQ 10 <sup>3</sup> CFU/gram	<b>Below LOQ</b>	PASS
<b>Heavy Metals</b>	ICP-MS	Arsenic (As): ≤1.5 ppm† Cadmium (Cd): ≤0.5 ppm Lead (Pb): ≤0.5 ppm Mercury (Hg): ≤1.5 ppm	<b>Below LOQ</b>	PASS
<b>Mycotoxins</b>	ICP-MS	Total Aflatoxins <20 ppb†† Aflatoxin B1 < 42 ppb Ochratoxin < 42 ppb	<b>Below LOQ</b>	PASS
<b>Residual Solvents</b>	GC-HS-MSD	LOQ: Complies with CDPHE 6 CCR 1010-21 Industrial Hemp Extract	<b>Below LOQ</b>	PASS

\*Level of Quantification  
 \*\*Colony Forming Units per Gram  
 † Parts Per Million †† Part Per Billion

Values expressed in scientific notation.  
 Examples:  
 10<sup>2</sup>=100  
 10<sup>3</sup>=1,000

Quality Certified



10/26/2023

Date


## 500mg Massage Oil


Batch ID or Lot Number: <b>&amp; \$- &amp;+5</b>	Test: <b>Potency</b>	Reported: <b>10Oct2023</b>	USDA License: N/A
Matrix: Concentrate	Test ID: T000258365	Started: 10Oct2023	Sampler ID: N/A
	Method(s): TM14 (HPLC-DAD): Potency – Standard Cannabinoid Analysis	Received: 06Oct2023	Status: Active

### Cannabinoids

	LOD (%)	LOQ (%)	Result (%)	Result (mg/g)	Notes
Cannabichromene (CBC)	0.006	0.019	<LOQ	<LOQ	
Cannabichromenic Acid (CBCA)	0.005	0.017	ND	ND	
Cannabidiol (CBD)	0.017	0.050	0.475	4.75	
Cannabidiolic Acid (CBDA)	0.017	0.051	ND	ND	
Cannabidivarin (CBDV)	0.004	0.012	ND	ND	
Cannabidivarinic Acid (CBDVA)	0.007	0.021	ND	ND	
Cannabigerol (CBG)	0.003	0.011	<LOQ	<LOQ	
Cannabigerolic Acid (CBGA)	0.014	0.045	ND	ND	
Cannabinol (CBN)	0.004	0.014	ND	ND	
Cannabinolic Acid (CBNA)	0.009	0.030	ND	ND	
Delta 8-Tetrahydrocannabinol (Delta 8-THC)	0.016	0.053	ND	ND	
Delta 9-Tetrahydrocannabinol (Delta 9-THC) See Retest Below	0.015	0.048	0.014	.14	
Delta 9-Tetrahydrocannabinolic Acid (THCA-A)	0.013	0.043	ND	ND	
Tetrahydrocannabivarin (THCV)	0.003	0.010	ND	ND	
Tetrahydrocannabivarinic Acid (THCVA)	0.011	0.038	ND	ND	
<b>Total Cannabinoids</b>			<b>0.475</b>	<b>4.75</b>	
Total Potential THC			ND	ND	
Total Potential CBD			0.475	4.75	

### Final Approval

  
 Sam Smith  
 10Oct2023  
 01:17:00 PM MDT  
 PREPARED BY / DATE

  
 Karen Winternheimer  
 10Oct2023  
 01:19:00 PM MDT  
 APPROVED BY / DATE



<https://results.botanacor.com/api/v1/coas/uuid/9e1477b5-5a2f-4575-972b-aa00e7ce696c>

**Definitions**  
 % = % (w/w) = Percent (weight of analyte / weight of product). ND = None Detected (defined by dynamic range of the method).  
 Total Potential Delta 9-THC or CBD is calculated to take into account the loss of a carboxyl group during decarboxylation step, using the following formulas: Total Potential Delta 9-THC = Delta 9-THC + (Delta 9-THCa \*(0.877)) and Total CBD = CBD + (CBDA \*(0.877)).

Testing results are based solely upon the sample submitted to SC Laboratories, Inc., in the condition it was received. SC Laboratories, Inc., warrants that all analytical work is conducted professionally in accordance with all applicable standard laboratory practices using validated methods. Data was generated using an unbroken chain of comparison to NIST traceable Reference Standards and Certified Reference Materials. This report may not be reproduced, except in full, without the written approval of SC Laboratories, Inc. ISO/IEC 17025:2017 Accredited by A2LA.



Cert #4329.02

CDPHE Certified


9e1477b55a2f4575972baa00e7ce696c.1

## 500mg CBD Massage Oil

Batch ID or Lot Number: 230927A	Test: <b>Trace THC</b>	Reported: <b>22Nov2023</b>	USDA License: NA
Matrix: Unit Co	Test ID: T000261581	Started: 21Nov2023	Sampler ID: NA
	Method(s): TM20 (HPLC-DAD)	Received: 13Nov2023	Status: NA

<b>Cannabinoids</b>	<b>Dynamic Range (%)</b>	<b>Result (%)</b>	<b>Result (mg/g)</b>	<b>Notes</b>
Delta 9-Tetrahydrocannabinol (Delta 9-THC)	0.001 - 0.649	0.014	0.14	N/A
Delta 9-Tetrahydrocannabinolic Acid (THCA-A)	0.002 - 1.299	ND	0.00	N/A
<b>Total Potential THC</b>	-	<b>0.014</b>	<b>0.14</b>	

## Final Approval



Sam Smith  
22Nov2023  
07:59:00 AM MST

PREPARED BY / DATE



Karen Winternheimer  
22Nov2023  
08:03:00 AM MST

APPROVED BY / DATE



<https://results.botanacor.com/api/v1/coas/uuid/ffb72f4b-c3ab-4070-8bc0-0da8400c3dc8>

### Definitions

% = % (w/w) = Percent (weight of analyte / weight of product)  
 Total Potential THC is calculated using the following formulas to take into account the loss of a carboxyl group during decarboxylation step. Total THC = THC + (THCa \*(0.877))  
 ND = None Detected (defined by dynamic range of the method)  
 ALOQ = Above Limit Of Quantitation (defined by dynamic range of the method)  
 Dynamic Range = Limit of Quantitation (LOQ) through Upper Limit of Method Range

Testing results are based solely upon the sample submitted to SC Laboratories, Inc., in the condition it was received. SC Laboratories, Inc., warrants that all analytical work is conducted professionally in accordance with all applicable standard laboratory practices using validated methods. Data was generated using an unbroken chain of comparison to NIST traceable Reference Standards and Certified Reference Materials. This report may not be reproduced, except in full, without the written approval of SC Laboratories, Inc. ISO/IEC 17025:2017 A2LA Cert #: 4329.02 Chemical; 4329.03 Biological.



Cert #4329.02  
ffb72f4bc3ab40708bc00da8400c3dc8.1



# Certificate of Analysis

## Compliance Test

**500mg Full Spectrum  
Massage Oil**

Batch # 230927A  
Batch Date: 2022-09-01  
Extracted From: HEMP

Test Reg State: Colorado

Order # EVG220906-010001  
Order Date: 2022-09-06  
Sample # 230927A

Sampling Date: 2022-09-08  
Lab Batch Date: 2022-09-08  
Completion Date: 2022-09-12

Initial Gross Weight: 3.220 g

**Pesticides - CO** **Passed**  
Specimen Weight: 542.760 mg SOP 14.003 (LCMS/GCMS)

Dilution Factor: 2.760

Analyte	LOD (ppb)	LOQ (ppb)	Action Limit (ppb)	Result (ppb)	Analyte	LOD (ppb)	LOQ (ppb)	Action Limit (ppb)	Result (ppb)	Analyte	LOD (ppb)	LOQ (ppb)	Action Limit (ppb)	Result (ppb)
Abamectin	3.1800E-4	250	250	<LOQ	Dodemorph	6.4700E-12	50	*	<LOQ	Naled	5.8500E-6	100	*	<LOQ
Acephate	3.9632E-2	50	50	<LOQ	Endosulfan sulfate	8.8376E-1	2500	2500	<LOQ	Novaluron	2.0500E-4	25	25	<LOQ
Acequinocyl	5.7646E-2	30	*	<LOQ	Endosulfan-alpha	1.2220E+1	2500	2500	<LOQ	Oxamyl	1.6190E-3	1500	1500	<LOQ
Acetaminiprid	3.3800E10	50	50	<LOQ	Endosulfan-beta	2.2760E+1	2500	2500	<LOQ	Paclobotrazol	6.9300E-8	10	10	<LOQ
Aldicarb	2.2744E-2	500	500	<LOQ	Ethoprophos	1.5900E-5	10	10	<LOQ	Pentachloronitrobenzen(Quintozene)	4.3900E+0	20	*	<LOQ
Allethrin	4.7244E1	100	100	<LOQ	Etofenprox	8.3050E-3	50	*	<LOQ	Pemethrin	2.2089E-2	500	*	<LOQ
Atrazine	3.7992E-1	25	*	<LOQ	Etozazole	8.3558E-1	20	*	<LOQ	Phenothrin	2.1200E-7	50	*	<LOQ
Azadirachtin	3.0710E3	500	500	<LOQ	Etridiazole	4.0200E+0	150	150	<LOQ	Phosmet	9.6150E-3	20	*	<LOQ
Azoxystrobin	1.3247E-2	10	10	<LOQ	Fenhexamid	1.0947E+0	125	*	<LOQ	Piperonylbutoxide	1.3400E-7	1250	1250	<LOQ
Benzovindiflupyr	1.2567E2	10	10	<LOQ	Fenoxycarb	3.4507E-1	10	10	<LOQ	Pirimicarb	5.6600E-5	10	10	<LOQ
Bifenazate	2.1700E-8	10	10	<LOQ	Fenpyroximate	4.4800E-7	20	*	<LOQ	Prallethrin	1.6732E-1	50	*	<LOQ
Bifenthrin	8.4200E-4	1000	*	<LOQ	Fensulfthion	7.9400E-4	10	10	<LOQ	Propiconazole	2.1300E-14	10	*	<LOQ
Boscalid	4.3300E-6	10	10	<LOQ	Fenitoin	4.9113E+0	10	10	<LOQ	Propoxur	3.5081E-1	10	10	<LOQ
Buprofezin	1.6600E-9	20	*	<LOQ	Fenvalerate	5.9775E-1	100	*	<LOQ	Pyraclostrobin	5.3100E-7	10	10	<LOQ
Carbaryl	1.3800E-5	25	25	<LOQ	Fipronil	2.8847E-2	10	10	<LOQ	Pyrethrins	6.2350E-3	50	*	<LOQ
Carbofuran	7.7600E-5	10	10	<LOQ	Fonicamid	6.9733E-2	25	25	<LOQ	Pyridaben	8.7500E-15	20	20	<LOQ
Chlorantraniliprole	1.3559E-1	20	*	<LOQ	Fludioxonil	1.3402E-2	10	10	<LOQ	Pyriproxyfen	9.5800E-5	10	*	<LOQ
Chlorfenapyr	1.5370E+1	1500	1500	<LOQ	Fluopyram	1.1200E-9	10	10	<LOQ	Resmethrin	6.8013E-2	50	50	<LOQ
Chlorpyrifos	9.0900E-5	500	500	<LOQ	Hexythiazox	6.1900E-5	10	*	<LOQ	Spinetoram	2.3645E-2	10	10	<LOQ
Clofentezine	3.7100E7	10	10	<LOQ	Imazalil	2.9500E-4	10	10	<LOQ	Spinosad	5.9903E-1	10	10	<LOQ
Clothianidin	3.9900E-4	25	25	<LOQ	Imidacloprid	1.5300E-4	10	10	<LOQ	Spirodiclofen	3.7377E+6	250	*	<LOQ
Coumaphos	9.8600E-5	10	10	<LOQ	Iprodione	1.0554E-1	500	500	<LOQ	Spiromesifen	3.2183E-1	3000	*	<LOQ
Cyanttraniliprole	6.0040E-3	10	10	<LOQ	Kinoprene	3.4000E+0	500	1250	<LOQ	Spirotetramat	4.2760E-2	10	10	<LOQ
Cyfluthrin	2.8130E+1	200	*	<LOQ	Kesoxim Methyl	1.4500E-4	150	150	<LOQ	Spiroxamine	1.2172E+0	100	*	<LOQ
Cypermethrin	1.1900E-6	300	*	<LOQ	Lambda Cyhalothrin	1.1686E-1	250	*	<LOQ	Tebuconazole	1.4800E14	10	10	<LOQ
Cyprodinil	1.1410E-3	10	10	<LOQ	Malathion	1.3300E-4	10	10	<LOQ	Tebufenozide	1.8121E-2	10	10	<LOQ
Daminozide	3.0408E-1	100	*	<LOQ	Metaxyl	4.8600E-5	10	10	<LOQ	Teflubenzuron	1.6620E-2	25	25	<LOQ
Deltamethrin	4.9284E1	500	*	<LOQ	Methiocarb	2.2810E-3	10	10	<LOQ	Tetrachlorovinphos	8.3913E-1	10	10	<LOQ
Diazinon	3.9100E10	20	*	<LOQ	Methomyl	1.1500E-6	25	25	<LOQ	Tetramethrin	9.9200E-5	100	*	<LOQ
Dichlorvos	1.1400E+0	50	50	<LOQ	Methoprene	1.1485E+0	2000	*	<LOQ	Thiabendazole	1.2510E-3	20	*	<LOQ
Dimethoate	2.8400E6	10	10	<LOQ	methyl-Parathion	4.2400E+0	50	*	<LOQ	Thiacloprid	1.1200E-5	10	10	<LOQ
Dimethomorph	1.5700E-4	50	*	<LOQ	Mevinphos	4.4200E-5	25	25	<LOQ	Thiamethoxam	2.2500E-6	10	10	<LOQ
Dinotefuran	2.3697E-1	50	50	<LOQ	MG K264	2.5880E-3	50	*	<LOQ	Thiophanate-methyl	2.2300E-4	50	*	<LOQ
Diuron	6.8620E3	125	*	<LOQ	Myclobutanil	7.0006E-1	10	10	<LOQ	Trifloxystrobin	2.1700E13	10	10	<LOQ

Xueli Gao Lab Toxicologist  
Ph.D., DABT

Aixia Sun Lab Director/Principal Scientist  
D.H.Sc., M.Sc., B.Sc., MT (AAB)

Definitions and Abbreviations used in this report: Total Active CBD = CBD + (CBD-A \* 0.877), \*Total CBDV = CBDV + (CBDVA \* 0.87), Total Active THC = THCA-A \* 0.877 + Delta 9 THC, Total THC = THC + (THCVA \* 0.87), CBG Total = (CBGA \* 0.877) + CBG, CBN Total = (CBNA \* 0.877) + CBN, Total CBC = CBC + (CBCA \* 0.877), Total THC-O-Acetate = Delta 8 THC-O-Acetate + Delta 9 THC-O-Acetate, Other Cannabinoids Total = Total Cannabinoids - All the listed cannabinoids on the summary section, Total Detected Cannabinoids = Delta 8-THC + Delta 9-THC + Total CBN + CBT + Delta 8-THC + Total CBG + Total CBD + Total THC + CBL + Total THC + Total CBC + Total CBDV + Delta 10-THC + Total THC-O-Acetate, Analyte Details above show the Dry Weight Concentrations unless specified as 12% moisture concentration. (mg/ml) = Milligrams per Milliliter, LOQ = Limit of Quantitation, LOD = Limit of Detection, Dilution = Dilution Factor (ppb) = Parts per Billion, (%) = Percent, (cfu/g) = Colony Forming Unit per Gram (cfu/g) = Colony Forming Unit per Gram, LOD = Limit of Detection, (µg/g) = Microgram per Gram (ppm) = Parts per Million, (ppm) = (µg/g), (aw) = aw (area ratio) = Area Ratio, (mg/Kg) = Milligram per Kilogram

This report shall not be reproduced, without written approval, from ACS Laboratory. The results of this report relate only to the material or product analyzed. Test results are confidential unless explicitly waived otherwise. Accredited by a third-party accrediting body as a competent testing laboratory pursuant to ISO/IEC 17025 of the International Organization for Standardization.

**500mg Full Spectrum Massage Oil**

Batch ID or Lot Number: <b>230927A</b>	Test: <b>Residual Solvents</b>	Reported: <b>9/1/22</b>	Location: 35715 HWY 40 #D203 EVERGREEN, CO 80439
Matrix: N/A	Test ID: T000219850	Started: 8/31/22	USDA License: N/A
Status: Active	Methods: TM04 (GC-MS): Residual Solvents	Received: 08/30/2022 @ 09:31 AM	Sampler ID: N/A

**RESIDUAL SOLVENTS DETERMINATION**

Solvent	Dynamic Range (ppm)	Result (ppm)	Notes
Propane	70 - 1397	*ND	
Butanes (Isobutane, n-Butane)	147 - 2935	*ND	
Methanol	48 - 952	*ND	
Pentane	78 - 1557	*ND	
Ethanol	75 - 1503	*ND	
Acetone	78 - 1560	*ND	
Isopropyl Alcohol	79 - 1578	*ND	
Hexane	5 - 95	*ND	
Ethyl Acetate	79 - 1578	*ND	
Benzene	0.2 - 3.2	*ND	
Heptanes	79 - 1570	*ND	
Toluene	1.4 - 281	*ND	
Xylenes (m,p,o-Xylenes)	104 - 2077	*ND	

 Daniel Weldensaul  
1-Sep-22  
5:11 PM

 Jacob Miller  
1-Sep-22  
5:13 PM

PREPARED BY / DATE

APPROVED BY / DATE

**Definitions**

\* ND = None Detected (Defined by Dynamic Range of the method)

Testing results are based solely upon the sample submitted to SC Laboratories, Inc. SC Laboratories, Inc warrants that all analytical work is conducted professionally in accordance with all applicable standard laboratory practices using validated methods. Data was generated using an unbroken chain of comparison to NIST traceable Reference Standards and Certified Reference Materials. All decision rulings are in accordance with the MED and results uploaded to METRC. This report may not be reproduced, except in full, without the written approval of SC Laboratories, Inc. ISO/IEC 17025:2017 Accredited A2LA Certificate Number 4329.01



Certificate #4329.02





### 500mg Full Spectrum Massage Oil

Batch ID or Lot Number: <b>230927A</b>	Test: <b>Metals</b>	Reported: <b>9/2/22</b>	
Matrix: Other	Test ID: T000219849	Started: 9/2/22	USDA License: N/A
Status: Active	Method: TM19 (ICP-MS): Heavy Metals	Received: 08/30/2022 @ 09:31 AM	Sampler ID: N/A

### HEAVY METALS DETERMINATION

Compound	Dynamic Range (ppm)	Result (ppm)	Notes
Arsenic	0.045 - 4.54	ND	
Cadmium	0.046 - 4.59	ND	
Mercury	0.044 - 4.45	ND	
Lead	0.045 - 4.48	ND	

*Daniel Weidensaul*  
 Daniel Weidensaul  
 2-Sep-22  
 1:45 PM  
 PREPARED BY / DATE

*Courtney Richards*  
 Courtney Richards  
 2-Sep-22  
 5:18 PM  
 APPROVED BY / DATE

#### Definitions

ND = None Detected (Defined by Dynamic Range of the method)

Testing results are based solely upon the sample submitted to Botanacor Laboratories, LLC, in the condition it was received. Botanacor Laboratories, LLC warrants that all analytical work is conducted professionally in accordance with all applicable standard laboratory practices using validated methods. Data was generated using an unbroken chain of comparison to NIST traceable Reference Standards and Certified Reference Materials. This report may not be reproduced, except in full, without the written approval of Botanacor Laboratories, LLC.



Certificate #4329.02


INSTRUMENT: HPLC  
LAB: 10144922491


**500mg Full Spectrum Massage Oil**

Batch ID or Lot Number: <b>230927A</b>	Test: <b>Mycotoxins</b>	Reported: <b>9/6/22</b>	Location: 35715 HWY 40 #D203 EVERGREEN, CO 80439
Matrix: Concentrate	Test ID: T000219851	Started: 9/2/22	USDA License: N/A
Status: Active	Method: TM18 (UHPLC-QQQ LCMS/MS); Mycotoxins	Received: 08/30/2022 @ 09:31 AM	Sampler ID: N/A

**MYCOTOXIN DETERMINATION**

Compound	Dynamic Range (ppb)	Result (ppb)	Notes
Ochratoxin A	1.9 - 126.3	ND	N/A
Aflatoxin B1	0.9 - 30.2	ND	
Aflatoxin B2	0.9 - 30.7	ND	
Aflatoxin G1	1 - 31.1	ND	
Aflatoxin G2	1 - 31.4	ND	
<b>Total Aflatoxins (B1, B2, G1, and G2)</b>		ND	

  
 Jacob Miller  
 6-Sep-22  
 3:10 PM  
 PREPARED BY / DATE

  
 Sam Smith  
 6-Sep-22  
 3:14 PM  
 APPROVED BY / DATE

**Definitions**

ND = None Detected (Defined by Dynamic Range of the method)

Testing results are based solely upon the sample submitted to SC Laboratories, Inc. SC Laboratories, Inc warrants that all analytical work is conducted professionally in accordance with all applicable standard laboratory practices using validated methods. Data was generated using an unbroken chain of comparison to NIST traceable Reference Standards and Certified Reference Materials. All decision rulings are in accordance with the MED and results uploaded to METRC. This report may not be reproduced, except in full, without the written approval of SC Laboratories, Inc. ISO/IEC 17025:2017 Accredited A2LA Certificate Number 4329.01



Certificate #4329.02


## 500mg Full Spectrum Massage Oil

Batch ID or Lot Number: <b>230927A</b>	Test: <b>Microbial Contaminants</b>	Reported: <b>09Oct2023</b>	USDA License: N/A
Matrix: Finished Product	Test ID: T000257811	Started: 04Oct2023	Sampler ID: N/A
	Method(s): TM25 (qPCR) TM24, TM26, TM27 (Culture Plating): Microbial (Colorado Panel)	Received: 03Oct2023	Status: Active

## Microbial Contaminants

Contaminants	Method	LOD	Quantitation Range	Result	Notes
STEC	TM25: PCR	10 <sup>0</sup> CFU/25g	NA	Absent	Free from visual mold, mildew, and foreign matter
<i>Salmonella</i>	TM25: PCR	10 <sup>0</sup> CFU/25g	NA	Absent	
Total Yeast and Mold*	TM24: Culture Plating	10 <sup>1</sup> CFU/g	1.0x10 <sup>2</sup> - 1.5x10 <sup>4</sup>	<LLOQ	
Total Aerobic Count*	TM26: Culture Plating	10 <sup>2</sup> CFU/g	1.0x10 <sup>3</sup> - 1.5x10 <sup>5</sup>	None Detected	
Total Coliforms*	TM27: Culture Plating	10 <sup>1</sup> CFU/g	1.0x10 <sup>2</sup> - 1.5x10 <sup>4</sup>	None Detected	

## Final Approval



Eden Thompson-Wright  
07Oct2023  
12:18:00 PM MDT

PREPARED BY / DATE



Brianne Maillot  
09Oct2023  
11:28:00 AM MDT

APPROVED BY / DATE



<https://results.botanacor.com/api/v1/coas/uuid/8336456f-d512-4f2b-943e-3001c08aa387>

### Definitions

\* Values recorded in scientific notation, a common microbial practice of expressing numbers that are too large to be conveniently written in decimal form. Examples: 10<sup>2</sup> = 100 CFU, 10<sup>3</sup> = 1,000 CFU, 10<sup>4</sup> = 10,000 CFU, 10<sup>5</sup> = 100,000 CFU  
CFU/g = Colony Forming Units per Gram, LOD = Limit of Detection  
ULOQ = Upper Limit of Quantitation, LLOQ = Lower Limit of Quantitation  
STEC = Shiga Toxin-Producing E. coli

Testing results are based solely upon the sample submitted to SC Laboratories, Inc., in the condition it was received. SC Laboratories, Inc., warrants that all analytical work is conducted professionally in accordance with all applicable standard laboratory practices using validated methods. Data was generated using an unbroken chain of comparison to NIST traceable Reference Standards and Certified Reference Materials. This report may not be reproduced, except in full, without the written approval of SC Laboratories, Inc. ISO/IEC 17025:2017 Accredited by A2LA.



Cert #4329.02

CDPHE Certified

8336456f-d5124f2b943e3001c08aa387.1